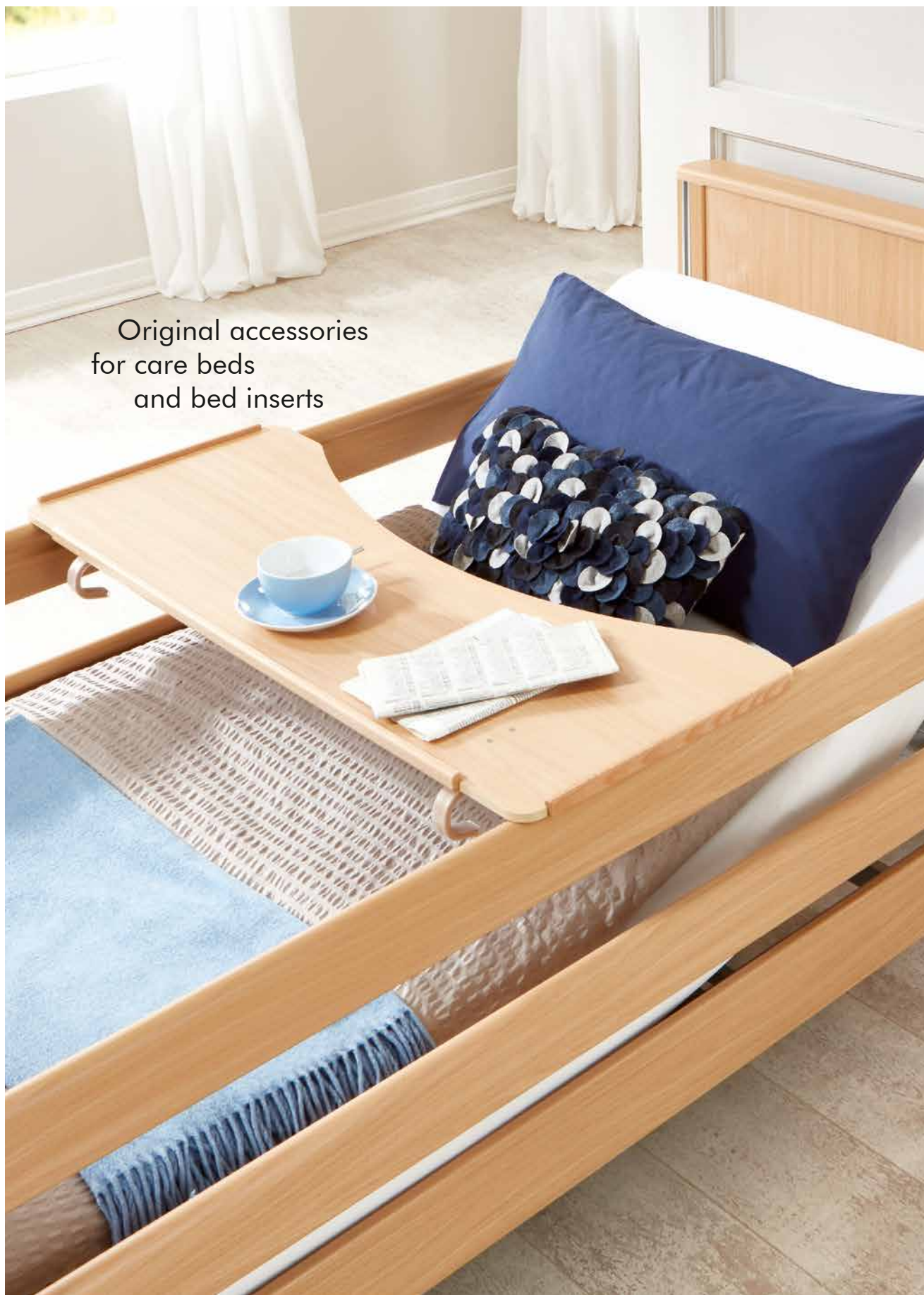


Accessories

Clinic | Care | **Homecare** | Assist



Original accessories
for care beds
and bed inserts




Accessories for care beds and bed inserts



Extension cushion (left) and foam leather cover (right) for all models with full-length safety sides



Fixed board along the side of the bed (left) and foam leather cover (right) for Regia, Inovia and Inovia 100



Left: clip-on safety side rail for: Arminia III, Dali II, Economic II/III, Gigant II
Right: turnable handrail for: Arminia III, Dali II, Economic II/III




Comfort mattress base for: Inovia, Inovia 100 and Regia



Tray that rests on the raised safety sides (also for 100 cm mattress base) for: Allura II 100, Arminia III, Dali II, Dali-Low Entry, Economic II/III, Inovia and Inovia 100, Westfalia IV, Westfalia-Klassik



Reading lamp, fixed to patient lifting pole with clamp (left) or integrated into existing sleeve for patient lifting pole (right); available for all models



20 cm bed extension with sprung wooden slats or metal support bars for mounting at the foot end of: Arminia III, Dali II, Economic II/III, Westfalia IV, Westfalia-Klassik




Softcovers for: Arminia III (safety sides only), Economic II/III, Dali II, Dali-Wash



Wall deflection roller, including mount, for: Allura-II series (left), Arminia III, Dali II, Dali-Low Entry, Economic II/III (right)



Wall deflection roller, including mount, for: Regia (left), Westfalia IV, Westfalia-Klassik (right, $\varnothing=60$ mm oder $\varnothing=100$ mm)



20 cm bed extension with metal support bars for mounting at the foot end of: Allura-II series, Lippe 120/140, Inovia series (TSG: 27 cm) and Regia (TSG: 27 cm)



Adaptable safety sides for: Arminia III, Dali II, Economic II/III, Lippe IV, Westfalia IV



Left: Magazine rack for Allura-II series, Regia, Westfalia series
Right: Storage tray for all models (except Lippe range)



Left: Swivellable handset holder for: Arminia III, Dali series, Economic II, Lippe IV, Westfalia series
Right: Handset extension cable for: Arminia III, Dali series, Lippe IV, Westfalia series



Wooden panels for the chassis, including mounting materials, for: Allura-II series, Dali II, Dali-Low Entry, Economic II/III (image: typical example)



Standing aid for: Allura-II series, Arminia III, Dali II, Dali-Low Entry, Economic II/III, Westfalia IV

Accessories for Lippe IV and Lippe 120/140 bed inserts



Patient lifting pole



Widening rail, 5 cm (Lippe IV only)



Standing aid



Safety sides, also possible in combination with widening rail (Lippe IV only)



Transportation and storage aid with steerable castors (Lippe IV only)



Adjustable feet for raising the lowest position (+ 7 cm)



Reading lamp, fixed to patient lifting pole with clamp (left) or integrated into existing sleeve for patient lifting pole (right)



Mattress clamp handles (approx. 19 cm higher version) for holding anti-decubitus systems in place

Subject to technical changes without notice.
Last updated: 03/2018, Version 7, Item no. 600849.

Burmeier GmbH & Co. KG

Pivitsheider Straße 270, 32791 Lage, Germany

Phone: +49 (0) 5232 9841 - 0

Fax: +49 (0) 5232 9841 - 41

Email: info@burmeier.com

www.burmeier.com